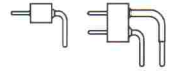


Right angle pin connectors, solder tail




Pin connectors with pins \varnothing 0.47 mm



For corresponding connectors see pages 36 to 42 and 47, 48

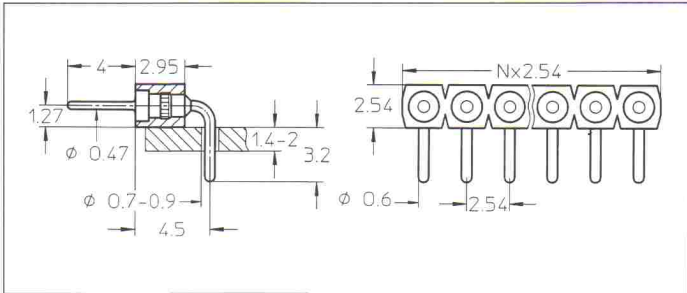
New:

Pin connectors with selective plated precision screw machined pin, plating code Z1.
Connecting side 1: gold plated
soldering/PCB side 2: tin plated

Platings	Sleeve 	Clip 	Pin 
10 90 Z1			0,25 μ m Au 5 μ m Sn Pb 1: 0.25 μ m Au 2: 5 μ m Sn Pb

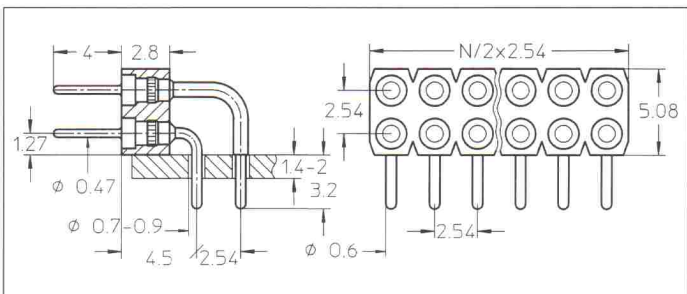
Ordering information

Replace **xx** with the number of poles, e.g. 499-93-2**xx**-10-009
for a double row version with 8 pins per row becomes:
499-93-2**16**-10-009



399-10-1xx-10-009
399-90-1xx-10-009
399-Z1-1xx-10-009

Right angle pin connector: single row
Availability from: 1 to 64 contacts
Standard number of contacts 5, 6, 8, 10, 14, 16, 20, 21, 25, 30, 32, 48, 56, 60, 64



499-10-2xx-10-009
499-90-2xx-10-009
499-Z1-2xx-10-009

Right angle pin connector: double row
Availability from: 4 to 72 contacts
Standard number of contacts 40, 44, 56, 64, 72