


Series 317 / 350

PCB connectors 1.778 and 1.8 mm

Single row


Solder tail



Receptacles and pin connectors, solder tail

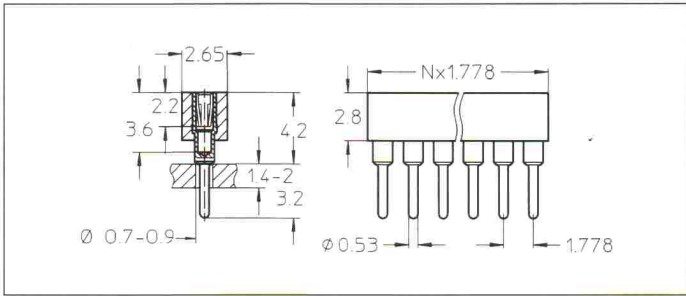
With reduced grid spacing 1.778 and 1.8 mm



Platings	Sleeve 	Clip 	Pin 
91	5 µm Sn Pb	0,25 µm Au	
93	5 µm Sn Pb	0,75 µm Au	
97	5 µm Sn Pb	Goldflash	
99	5 µm Sn Pb	5 µm Sn Pb	
10			0,25 µm Au
90			5 µm Sn Pb

Ordering information

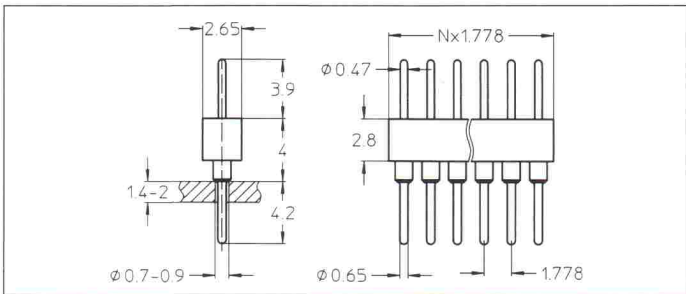
Replace **xx** with the number of poles, e.g. 317-91-1**xx**-41-005 for a single row version with 8 contacts per row becomes: 317-91-1**08**-41-005



- 317-91-1xx-41-005
- 317-93-1xx-41-005
- 317-97-1xx-41-005
- 317-99-1xx-41-005

Straight receptacle: single row, accepts pin Ø 0.40-0.56 mm, grid spacing 1.778 mm

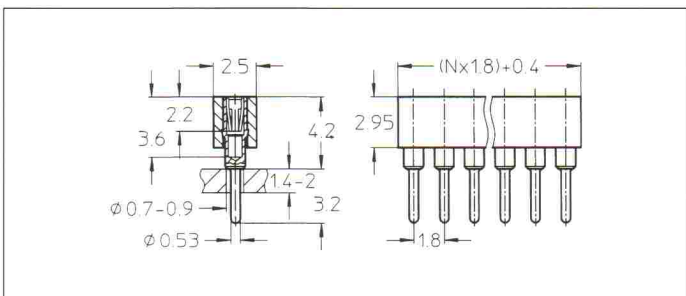
Availability from: 1 to 38 contacts
Standard number of contacts 21 and 38



- 350-10-1xx-00-012
- 350-90-1xx-00-012

Straight pin connector: single row, grid spacing 1.778 mm, screw-machined pin Ø 0.47 mm

Availability from: 1 to 38 contacts
Standard number of contacts 21 and 38



- 317-91-1xx-01-687
- 317-93-1xx-01-687
- 317-99-1xx-01-687

Straight receptacle: single row, accepts pin Ø 0.40-0.56 mm, grid spacing 1.8 mm for LCD-displays

Availability from: 1 to 42 contacts
Standard number of contacts 42